



SOUTHERN FOURS AND EIGHTS

Newsletter of the Southern Morgan Group MOGSouth Vol. 3/97

1997 Fall Meet Details

By Randy Johnson

The MOGSouth Fall Meet for 1997 will be held September 5, 6 and 7 in and around the Clayton, Georgia area in the beautiful mountains of Northeast Georgia.

Charlie and Maidie Williams are organizing the meet and have made arrangements for us to stay at a great Bed and Breakfast, the English Manor Inns. English Manor Inns is located approximately two miles east of Clayton on U.S. Highway 76. There are seven buildings on 7.2 acres with a total of 43 rooms and suites. They are holding 20 rooms for MOGSouth. The main building for MOGSouth has a covered porch with rockers and a large common living room as well as large common kitchen. And plenty of safe parking for the Morgans. Plans call for dinner Friday night at the inn, probably local Bar-Be-Cue. Saturday night we will have dinner at Charlie and Maidie's home on Lake Burton.

The cost for the dinners for both nights is \$25.00 per person. Of course as usual, the club will be providing the beer, wine and soft drinks for both nights.

On Saturday Charlie will have a scenic route mapped out for our touring as well

as a place for lunch. After lunch we will motor to the William's home on Lake Burton for a late afternoon 'noggin and Saturday night dinner. Charlie plans to have his boat in the water for sightseeing on the lake Saturday afternoon and evening.

The cost of the rooms at the inn is \$97.01 per night double occupancy including tax and includes a fully cooked breakfast each morning. The only additional meal you will need to purchase will be lunch on Saturday. Please note that the inn does not accept any credit cards but will accept personal or company checks. Call the inn at 1.800.782.5780 and speak to Juanita to make your reservations. They will require one nights room charge as a deposit to hold your room. They will hold the twenty rooms until August 29.

Please complete the form found elsewhere in this newsletter and return to me along with your check made payable to MOGSouth for your meals for Friday and Saturday nights.


If you have any questions call Charlie or Maidie at 404.252.4632 or me at 404.634.9674.

We think we have a great meet planned and look forward to seeing you there.

1997 MOGSouth Christmas Party

A reminder: The 1997 MOGSouth Christmas Party will be held at the home of Super Dave and Marilyn Bondon in Roswell, Georgia on Saturday, December 6. Specific details will be published later in the year but mark your calendars now.

Fred, Sam and Fred's Trike Featured in Atlanta Newspaper Article



Photos by LOUIE FAVORITE / Staff

Cruisin': Fred Sisson drives on Oakbrook Parkway in a three-wheel Morgan with daughter Samantha, for whom he built a miniature model using coffee cans, bicycle wheels and a lawn mower carburetor.

Low-slung roadster coaxes smiles

MOGSouth members Fred and Samantha Sisson and Fred's 1938 Trike were featured in the May 21, 1997 Gwinnett section of the Atlanta Journal-Constitution. Bill Phillips also sent me a clipping from the Greenville News showing the same picture of Fred, Sam and the Trike in front of the semi. The photos were picked up by the Associated Press. Way to go Fred and Sam!

Hobbyist turns heads in sleek British 'trikes'

By Shari Garretson

FOR THE JOURNAL-CONSTITUTION

When it comes to his hobby, Norcross resident Fred Sisson keeps a low profile — his head's about 36 inches from the asphalt when he's tooling around in his restored 1938 Morgan three-wheeler.

That doesn't mean he's not easy to spot; the car is a real eye-catcher. And Sisson treats it as the practical transportation it was built to be, commuting to his Indian Trail office, running errands or taking trips like a recent one to Gainesville for an MOG ("Morgan Owners Gathering").

A self-described "car nut," Sisson owns seven vehicles of varying vintage, but doesn't consider himself a collector because he drives his cars. "They're not just for looking," he says.

His "trike," as three-wheeler aficionados call them, gets Sisson the most attention.


The first Morgan three-wheeler was made in England in 1909. Why three wheels? Good gas mileage (Sisson gets almost 50 miles per gallon in his) and lower taxes (the government considered them motorcycles). The last three-wheel Morgan left the factory in 1952. Sisson's is one of three in the metro Atlanta area.

Sisson bought his trike from a collector in, appropriately enough, Oxford (the one near Conyers). Virtually everything needed to be replaced. His wife, Roni, accused him of buying a pattern. "Basically, that's all I ended up with," Sisson chuckles.

But Sisson, 56, is not one to back away from a challenge: He has owned and worked on 27 motorcycles and about 200 cars, built a house for himself (in Indiana, his home state) and made his 10-year-old daughter, Samantha, a miniature 1933 Morgan three-wheeler (from coffee cans, bicycle wheels and a lawn mower carburetor), and he used to make banjos. When he's not spending time with his family or traveling to provide support services to professional photographers as part of his job with Nikon, he's holed up in his workshop: a garage outfitted with a huge tool chest, four workbenches, and utility shelves full of mechanical paraphernalia.

Despite the time and labor involved in restoration, Sisson seems to enjoy the process more than the cars themselves, which, once the fun of working on them is over, he sees as capital for the next project. "I fix 'em up, then I get bored and sell 'em to buy something else," he shrugs. "It's the journey."

For someone like Sisson, it has to be an interesting one. He has written two books on Morgans and restored a couple of airplanes. He used to be a hot-air balloonist, and makes artwork out of neon. "I just like to do stuff."



Low riders Fred Sisson and daughter Samantha are dwarfed by surrounding traffic on Jimmy Carter Boulevard.

he says. "I don't like watching television."

Sisson was one of two photographers assigned to set up 20 cameras on the roof of the Olympic stadium to get shots of the Opening Ceremony, and he shot several widely circulated pictures of the Challenger explosion, including the one used on the cover of Newsweek.

He talks more readily about the Morgan than about himself.

"Drive down the street in a Porsche, people always turn out in front of you, or want to race you or get you to slam on the brakes. With a Morgan, they let you go by, they follow behind you for a little while, then come up beside you and wave and give you a thumbs-up.

"There's something real friendly about Morgans," Sisson muses. "I've never had a car like this that makes people so happy; everywhere you go, everybody's smiling."

The Morgan Owner's Bedside Reader

Massaging The Morgan

SETTING VALVES +4

The quick way to set your valves is to first remove the rocker cover and spark plugs, then jack up one* rear wheel. Put the car in high gear. Now turn the rear wheel forward by hand, you kinda "bump" it. Watch the rockers move. You can see them from the rear of the car.

With the TR engine firing order you can follow the "rule of nines". *The number of the rocker that's down plus the number of the rocker that you then adjust always totals nine.* When 1 is down, adjust 8, when 2 is down adjust 7, when 3 is down adjust 6, and so on.

Adjust	Down	Total
1	+8	=9
2	+7	=9
3	+6	=9
4	+5	=9
5	+4	=9
6	+3	=9
7	+2	=9
8	+1	=9

*You must jack up both rear wheels if you have a limited-slip differential.

VALVE SETTING TOOL TIP

Use "go, no-go" feeler gages. See Sec#10 and make a separate valve-setting tool. Believe it or not, a good tool will help insure that you do a good job! They are quicker and usually result in more accurate settings.

These are feelers with the end ground, usually .002. The .010 gage will be .010 on the end and .012 farther up. Once you set the valve using the ground portion of the blade, you then slide the gage on in and make sure that the .012 section does not fit.

If you use the rubber rocker gasket and have glued the gasket to the rocker cover like I have suggested, you can pop off the cover, jack the wheel, adjust the valves, button everything up, and be back on the road in fifteen minutes.

A loose valve is noisy, wears quicker, and robs power. A tight valve burns. Set 'em right and often.

CARB SYNC DEVICES

See section on *carburation* for tuning tips and sync devices.

WASHING THE ENGINE

Keep your engine clean! Clean engines run better. You can spot leaky gaskets, loose bolts, etc much easier if the engine is clean. When you wash the engine, cover the distributor with aluminum foil to keep it dry.

Another good precaution is to remove the distributor cap, clean the inside with a dry rag and spray the inside with WD-40. The spray is non-conductive and will prevent crossfire until all the water has evaporated.

BONNET STAYS

Just opening the bonnet and letting it fall back over is a good way to tear out the rear screws that hold the hinge strip and to bend the hinge itself. Use something to prop the bonnet open. I mounted a couple of stainless line guides from a sailboat on the tool box. A 1/4" aluminum rod slides right through and cannot be knocked out accidentally.

A rubber tip on the rod keeps it from scratching the inside of the bonnet and also keeps it from sliding on the bonnet. Small rubber tips are available from your parts store. They are used for vacuum caps on carburetors.

Tips from Fred is re-printed with permission from *The Morgan Driver's Bedside Reader* by long time Morgan owner and MOGSouth member Fred Sisson. For a copy of *The Morgan Driver's Bedside Reader*, contact Fred at 770.446.7124 or at 5807 Western Hills Dr., Norcross, GA 30071. The cost is \$50.00 and it comes with a money back guarantee!



FALL MEET RESERVATION FORM

To insure the success of the 1997 Fall Meet, please take the time to provide me with the following information:

1. A head count for dinner on Friday night.
2. A head count for dinner on Saturday night.
3. Your check to MOGSouth for the cost of dinner on Friday and Saturday nights.

Please, I need this information by August 29, 1997. Mail your response or call 404.634.9674. Thank you!

Mail to: Randy Johnson-1794 Fair Oaks Place-Decatur, GA 30033-1449

NAME(s): _____

IN OUR PARTY: _____ FRIDAY NIGHT DINNER

IN OUR PARTY: _____ SATURDAY NIGHT DINNER

Enclosed is my check to MOGSouth in the amount of \$ _____ (\$25.00 per person) to cover the cost of dinner on Friday and Saturday nights, September 5 and 6.

Morgan Name Badges

We still have a small quantity of name badges. If you would like to order a name badge(s) please provide the name(s) you would like on the badge(s) in the space below and return to me along with your check payable to MOGSouth for the appropriate amount. Badges are \$7.50 per badge plus \$.50 per badge for packaging and mailing. Obviously if I hand deliver the badge at a meet, etc. the \$.50 per badge is waived.

Name Badge Order Form

Please order name badges as below:

Number of badges:
_____ x \$7.50 = \$ _____

Packing/Mailing:
_____ x \$.50 = \$ _____


TOTAL DUE : \$ _____

Please make check payable to MOGSouth and mail to:

Randy Johnson
1794 Fair Oaks Place
Decatur, Georgia 30033-1449



SOUTHERN FOURS AND EIGHTS
Newsletter of the Southern Morgan Group MOGSouth Vol. 3797
1794 Fair Oaks Place
Decatur, Georgia 30033-1449



Mark and Andrea Braunstein
810 Crossfire Ridge
Marietta, GA 30064

ATL-GA 303 20:46 06/11/97 #5

30064/471B 10

You're a driver to reckon with in a Morgan

much less than £1000 opens up this fascinating Morgan world to you!



This is the Morgan 4/4 - own it for **£727**

APRIL 1987

Morgan

Morgan Motor Co. Malvern Link, Worcestershire. London: Basil Roy Ltd. 161 Gt. Portland St. W.1.

6